

Extra Practice 1**Lesson 1: Measuring Linear Dimensions**

1. Estimate each measure. Then measure to the nearest whole unit.
 - a) The width of a door
 - b) The length of your thumb
 - c) The thickness of a penny
 - d) The height of a tissue box
2. Choose the most appropriate unit for measuring each item.
 - a) The height of a room
 - b) The length of an eyelash
 - c) The distance from Canada to Japan
 - d) The width of a hand
3. Name an object that is:

a) About 2 m long	b) About 2 dm tall
c) About 14 mm thick	d) About 20 cm long

Lesson 2: Relating Units of Measure

1. Record each measure in millimetres, decimetres, and metres.

a) 28 cm	b) 246 cm
c) 70 cm	d) 14 cm
2. Record each measure in centimetres, decimetres, and metres.

a) 30 mm	b) 90 mm
c) 60 mm	d) 40 mm
3. Record each measure in millimetres, centimetres, and decimetres.

a) 5 m	b) 2.3 m
c) 0.8 m	d) 1.4 m

Extra Practice 2

Lesson 3: Measuring Distance Around a Circular Object

1.
 - a) Estimate, then measure, the distance around your waist.
 - b) Suppose you want to make a belt for yourself.
About how long would you make it? Explain.

2. Estimate, then measure, the circumference of each object.
 - a) A crayon
 - b) A tin can
 - c) A ball

Lesson 4: Using Grids to Find Perimeter and Area

Draw 2 figures on 1-cm grid paper.

Draw only on the lines.

Label the figures A and B.

Find and record the perimeter and the area of each figure.

Master 9.23



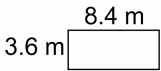
Extra Practice 3

Lesson 5: Measuring to Find Perimeter

- Measure to find the perimeter of each object.
Write each perimeter in 2 different units.
 - A calculator
 - This sheet of paper
 - A bulletin board
 - A book
- A rectangular rug has perimeter 24 m.
What might the dimensions of the rug be?
Find as many answers as you can.

Lesson 6: Calculating the Perimeter of a Rectangle

- Use the dimensions of each rectangle to find its perimeter.

a) 
b) 
c) 

- Complete the chart.

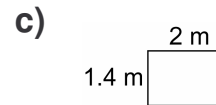
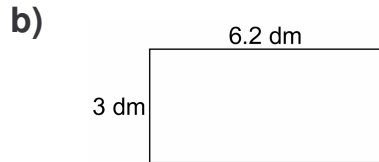
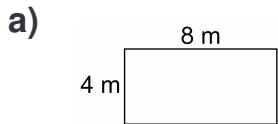
	Length	Width	Perimeter
a) Rectangle A	8.5 cm	6 cm	
b) Rectangle B	10.4 dm		31.4 dm
c) Rectangle C		5.9 m	35.8 m

Master 9.24

Extra Practice 4

Lesson 7: Calculating the Area of a Rectangle

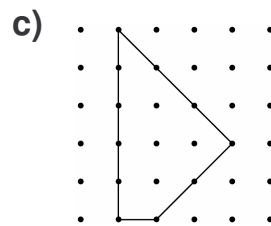
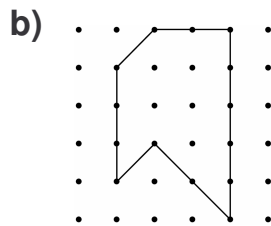
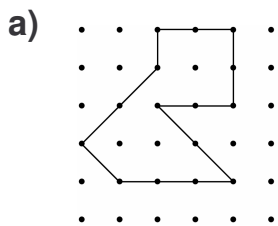
1. Find the area of each rectangle.



2. The area of a rectangle is 74.4 cm.
The width of the rectangle is 6 cm.
What is its length? Show your work.

Lesson 8: Finding the Area of an Irregular Polygon

1. Find the area of each figure in square units.



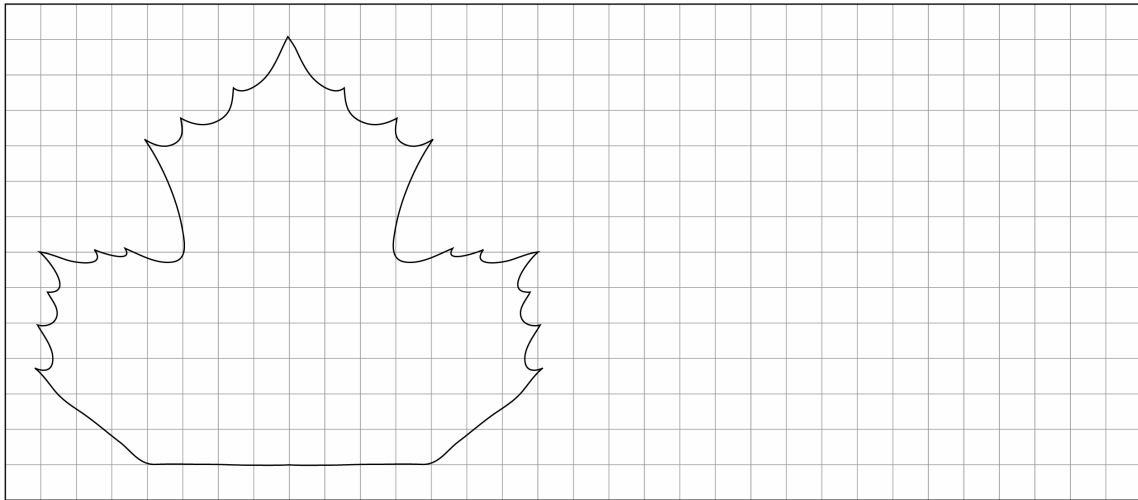
2. Order the areas in question 1 from least to greatest.

Master 9.25

Extra Practice 5

Lesson 9: Estimating Area

Find the approximate area of the leaf in square units.
Then draw a rectangle that has an area about one-quarter the area of the leaf.



Master 9.26

Extra Practice Answers

Extra Practice 1 – Master 9.21

Lesson 1

- Estimates and measurements will vary.
 - 1 m
 - 4 cm
 - 1 mm
 - 12 cm
- Metre
 - Millimetre
 - Kilometre
 - Centimetre
- A bed
 - A bottle of water
 - A slice of bread
 - A new pencil

Lesson 2

- 280 mm, 2.8 dm, 0.28 m
 - 2460 mm, 24.6 dm, 2.46 m
 - 700 mm, 7 dm, 0.70 m
 - 140 mm, 1.4 dm, 0.14 m
- 3 cm, 0.3 dm, 0.03 m
 - 9 cm, 0.9 dm, 0.09 m
 - 6 cm, 0.6 dm, 0.06 m
 - 4 cm, 0.4 dm, 0.04 m
- 5000 mm, 500 cm, 50 dm
 - 2300 mm, 230 cm, 23 dm
 - 800 mm, 80 cm, 8 dm
 - 1400 mm, 140 cm, 14 dm

Extra Practice 2 – Master 9.22

Lesson 3

- Estimates and measurements will vary, but should be given in centimetres.
 - Answer should indicate that the belt should be several centimetres longer than the waist measurement, to allow for overlap.
- Estimates and measurements will vary, but should be given in centimetres.

Lesson 4

Sample answer:

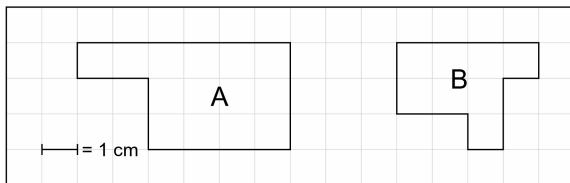


Figure A: Perimeter: 18 cm
Area: 14 cm²
Figure B: Perimeter: 14 cm
Area: 8 cm²

Extra Practice 3 – Master 9.23

Lesson 5

- Answers will vary. Answers to a, b, and d should be given in centimetres, c in metres.
- 1 m by 11 m; 2 m by 10 m; 3 m by 9 m; 4 m by 8 m; 5 m by 7 m; 6 m by 6 m

Lesson 6

- 40.2 cm
 - 61 dm
 - 24 m
- 29 cm
 - 5.3 dm
 - 12 m

Extra Practice 4 – Master 9.24

Lesson 7

- 32 m²
 - 18.6 dm²
 - 2.8 m²
- 12.4 cm

Lesson 8

- 9 $\frac{1}{2}$ square units
 - 11 square units
 - 8 $\frac{1}{2}$ square units
- 8 $\frac{1}{2}$ square units, 9 $\frac{1}{2}$ square units, 11 square units

Extra Practice 5 – Master 9.25

Lesson 9

Answers will vary.
Approximate area of leaf: 100 square units
Possible rectangle: 2 units by 12 units